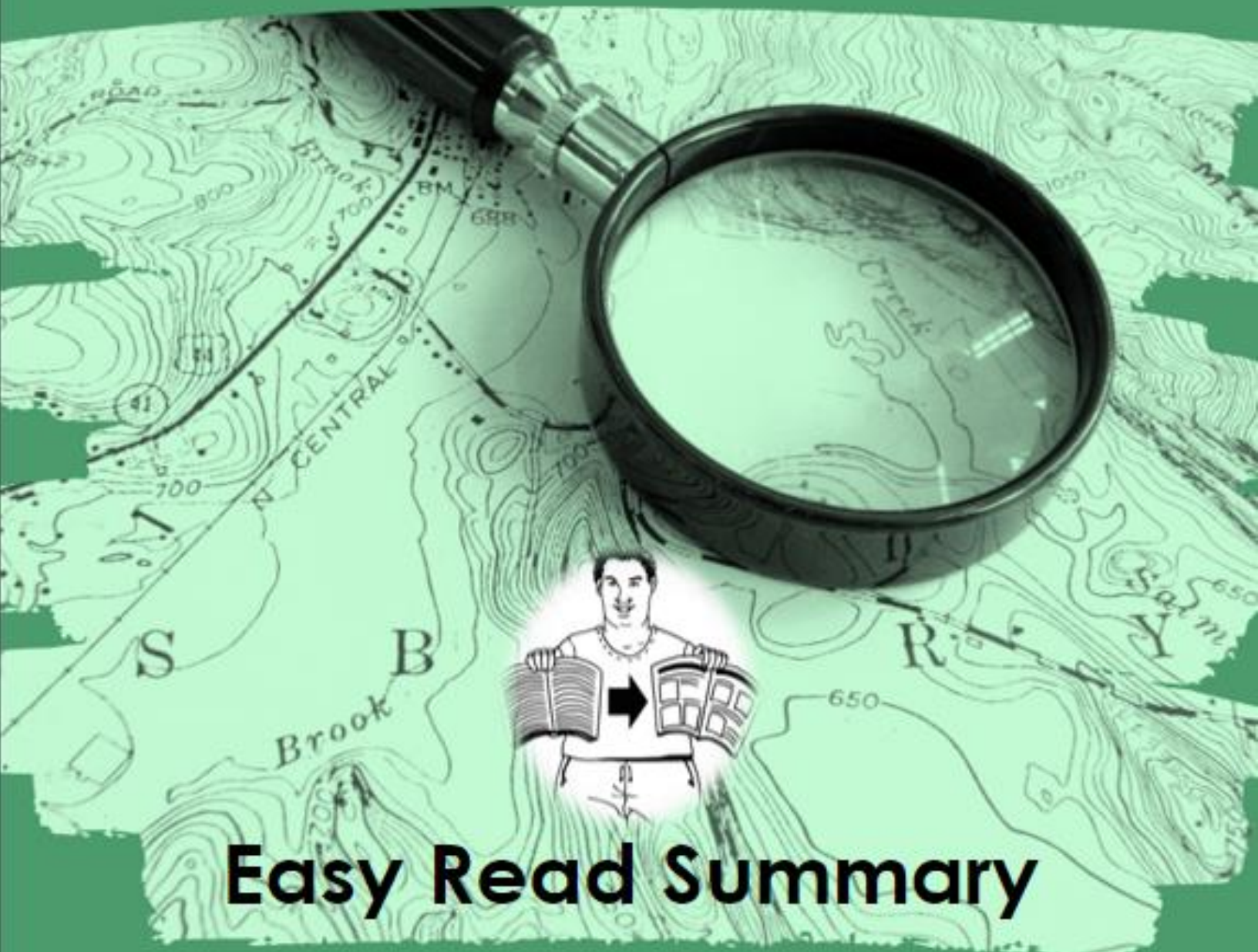


THE DATA DISABILITY REPORT

Hanass-Hancock J, Murthy GVS, Palmer M, Pinilla-Roncancio M,
Rivas Velarde M, Mitra S



Easy Read Summary

Fordham Research
Consortium on Disability

 disabilitydatainitiative

Introduction



The United Nations wrote a document to protect the rights of people with disabilities.

This document is called: **The Convention on The Rights of Persons with Disabilities.**

People also call this document the **CRPD.**



To know if governments follow the CRPD and protect the rights of people with disabilities, we need to collect information.



Governments send surveys to many people in their countries.

The surveys ask people questions about their lives.

Surveys are done on paper, online, or by phone.

Survey Questions



Some countries use the short set of **Washington Group Questions** to find out about people with disabilities. These questions ask people about difficulties with seeing, hearing, walking, learning, self-care, and communication.

Introduction



By asking many people, we can count how many people have a disability.

Counting answers gives us data.



Researchers use math to find out what the data can tell us about the challenges people face.




Researchers talk about what they learn from the data.

Researchers also say what they think should be done to make things better.



This report was done by the Disability Data Initiative.




We have been looking at worldwide disability data for 3 years.

This report shows what we found in 2023.

Introduction


This research looked closely at these 15 countries:



Cambodia



Pakistan



Guatemala



Rwanda



Haiti



Senegal



Kenya



South Africa



Maldives



Timor-Leste



Mali



Tonga



Mauritania



Uganda

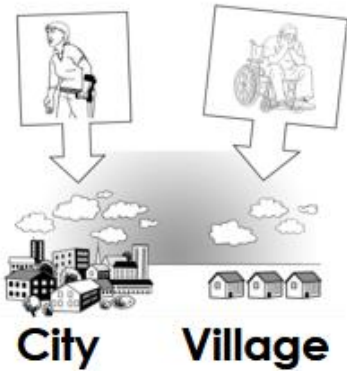


Nigeria

What We Learned



We found that there are many people with disabilities in every community in every country around the world.



There are many people with disabilities in cities and also in villages.



Anybody can be poor.

We found that people with disabilities are more often poor than people without disabilities.

More than half of people with disabilities are poor.



We found that often people with high support needs are more often poor.

People with less support needs are less poor.

What We Learned



People with disabilities face barriers to inclusion. Barriers are challenges people face when trying to participate.

Besides the disability things like age, gender, and where people live can add more challenges.



We found that women with disabilities are more often poor than men with disabilities.



We found that people with disabilities living in village areas are more often poor than people with disabilities in cities.



We found that older people with disabilities are more often poor than young people with disabilities.

What We Should Do



Governments and organizations need to work together to protect the rights of people with disabilities.

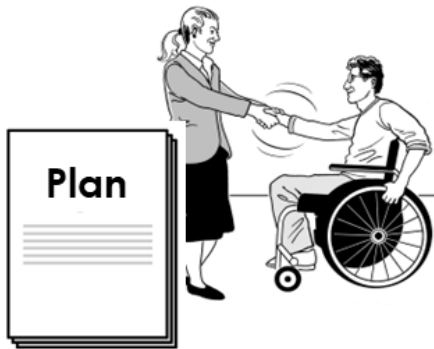


People with disabilities who live in villages have different problems than people with disabilities who live in cities.



All communities need to think about how to include people with disabilities in their communities.

What We Should Do



We need to ask people with disabilities and their organizations to participate when making decisions.



People with disabilities need to be included in their communities.

For example, schools need to include students with disabilities.



Actions to help poor people must also help poor people with disabilities.

What We Should Do

Survey Questions



More countries are asking questions about disability in their surveys, but many still don't.

All countries should include questions about disability in their surveys.



We need more research about disability.

Research will help us understand the challenges people with disabilities have and how we can make things better.

To do research, we need resources like money and training.

Acknowledgements

This study received funding from the Wellspring Philanthropic Fund. Analyses presented in the report reflect the views of the report’s editors and not necessarily those of its contributors and of the steering committee. Comments on drafts from the steering committee are greatly appreciated.

Suggested citation

Hanass-Hancock, J., Murthy GVS., Palmer, M., Pinilla-Roncancio M., Rivas Velarde M., Mitra, S. (2023). The Disability Data Report. Disability Data Initiative. Fordham Research Consortium on Disability: New York.

Fordham Research Consortium on Disability

Fordham University

Dealy E524, 441 East Fordham Road, Bronx, NY 10458, USA

rcd@fordham.edu | <http://www.ace.disabilitydata.fordham.edu>

The Disability Data Report © 2023 by Sophie Mitra is licensed under CC BY-NC-SA 4.0. To view a copy of this license, visit <http://creativecommons.org/licenses/by-nc-sa/4.0/>

EDITORS

STUDY DESIGN, ANALYSIS AND WRITING Jill Hanass-Hancock, Sophie Mitra, GVS Murthy, Michael Palmer, Monica Pinilla-Roncancio, Minerva Rivas Velarde

TEAM LEADER

Sophie Mitra

CONTRIBUTORS

Bradley Carpenter
Amanda Dial
Sureshkumar Kamalakannan
Douglas Teodoro
Shailaja Tetali
Katherine Theiss

RESEARCH ASSISTANCE

Priyanka Agarwal
Jim Billingham
Gustavo Cedeno Ocampo
Racha Gouareb
Ayanda Nzuzza
Nicolás Rodríguez Caicedo
David Vicente Alvarez

REPORT AND WEBSITE DESIGN

Dina Becaj

STEERING COMMITTEE

Ola Abualghaib
Aude Brus
Tsitsi Chataika
Nora Groce
Jill Hanass-Hancok
Jody Heymann
Pamela Kakande
Erik Kinnhammar
Mitchell Loeb
Charlotte McClain-Nhlapo
Maria Martinho
Margaret Mbogoni
Daniel Mont
Monica Pinilla-Roncancio
Diana Samarasan
Esteban Trome

This Easy Read translation was developed by:



Seeing beyond disability.

220 East 42nd Street, New York, NY 10017

international@yai.org www.yai.org

Most pictures from the Easy Read Picture Database of the DPO

Change www.changepeople.org

Some pictures by Freepik www.freepik.com